

## “Scores on the Doors” SOAP Client setup notes

Prerequisites; You need to have installed the following software on your PC (or Server) prior to configuring the SOAP client;

- the Java Development Kit (you can download this directly from [ftp://nsgdownload.tagish.net/FSA/jdk-1\\_5\\_0\\_11-windows-i586-p.exe](ftp://nsgdownload.tagish.net/FSA/jdk-1_5_0_11-windows-i586-p.exe))
- the Apache Tomcat servlet engine (a pre-configured version including the NonStopGov SOAPclient is available at <ftp://nsgdownload.tagish.net/FSA/jakarta-tomcat-5.0.28.zip>)
- Two environment variables need to be set – on Windows machines go to Control Panel\System\Advanced\Environment Variables, and add the following;

variable: JAVA\_HOME                      value: the directory path where you installed the Java Development Kit

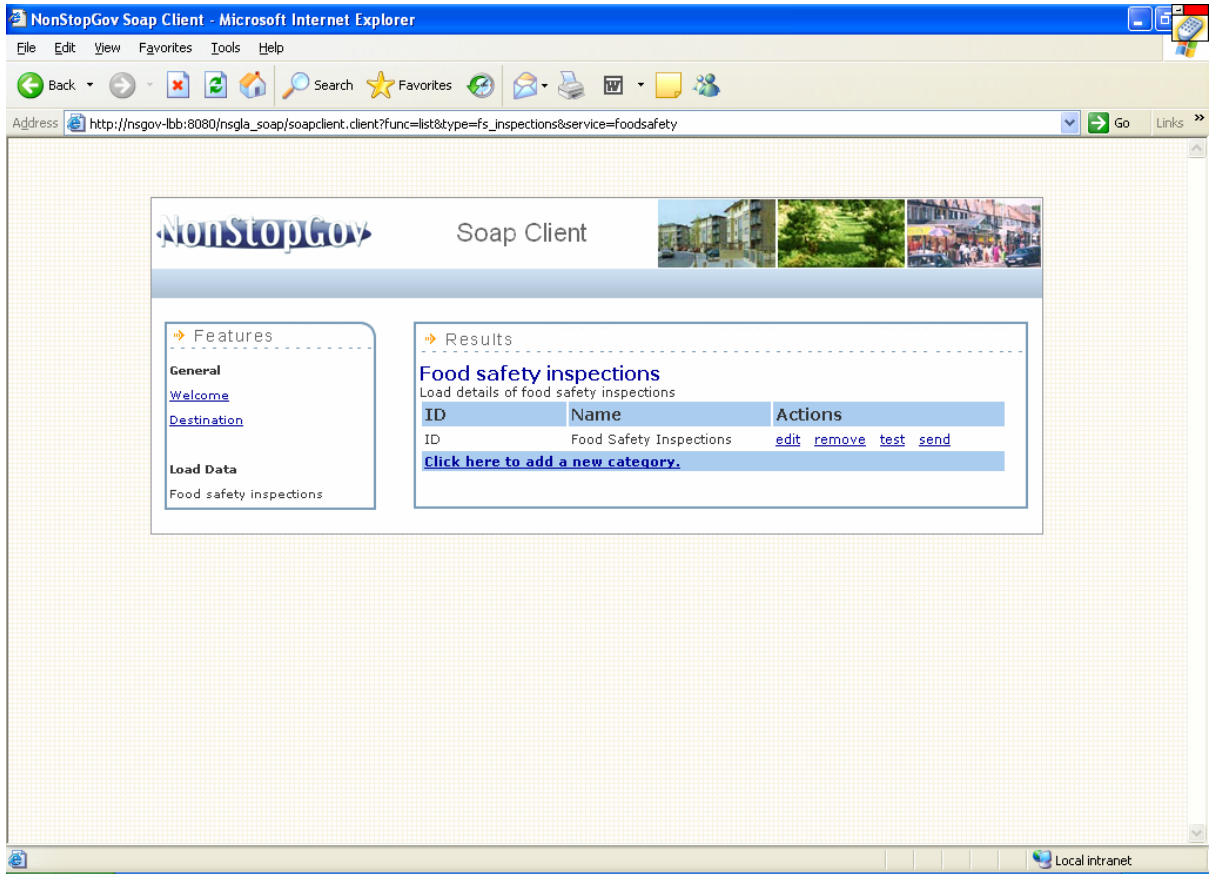
variable: CATALINA\_HOME                value: set to the path where you unzipped Tomcat

- Install Tomcat as a service by going to the Windows command line and typing the following; service.bat install NSGLASOAP and then in “services” set the service to start automatically.

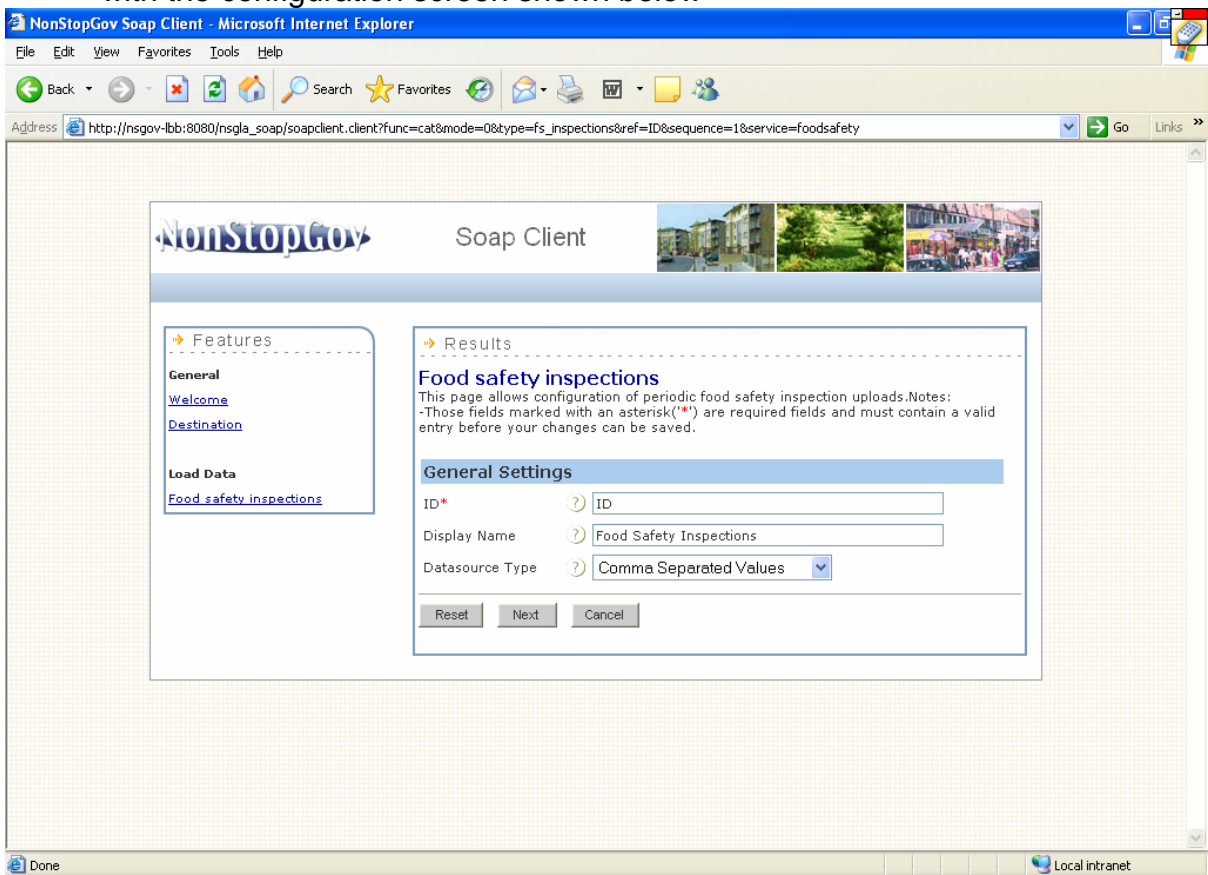
For more in depth details re: the above, please see the document “Getting started with the NonStopGov SOAPClient”

### Configuring the SOAPClient

- 1) Open up the Internet Explorer browser and navigate to the following URL;  
[http://<machine name>:8080/nsgla\\_soap/soapclient.client?service=foodsafety](http://<machine name>:8080/nsgla_soap/soapclient.client?service=foodsafety)
- 2) This will open up the screen shown below



3) click edit to change the default soap client settings, and you will be presented with the configuration screen shown below



- 4) the first value ID is currently set to a value of "ID" and should be changed to reflect your four digit local authority code i.e. 50xx
- 5) next set the display "Name" – this is just a label to help category identification. This is not uploaded to the server and could be set to anything, so leave it as the default "Food Safety Inspections".
- 6) The datasource type dropdown tells the soap client which type of datasource it will be extracting your inspections data from i.e. .csv file etc. Choose the file type you will be using then click "Next"
- 7) At the next screen headed "Select Statement Fields", enter the appropriate column header from your datasource into the appropriate field (as below).

**NonStopGov Soap Client**

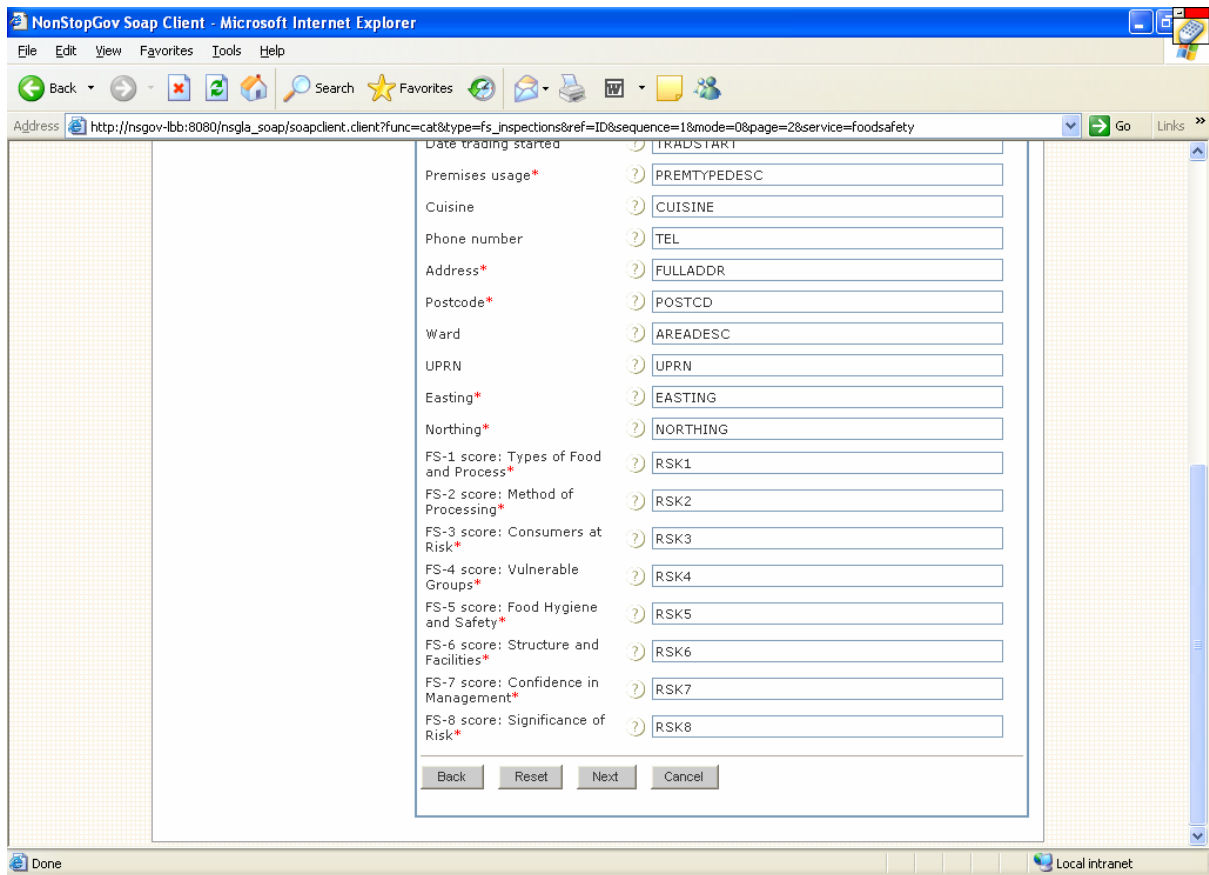
**Food safety inspections**

This page allows configuration of periodic food safety inspection uploads. Notes:  
 -Those fields marked with an asterisk(\*) are required fields and must contain a valid entry before your changes can be saved.

**Select Statement Fields:**

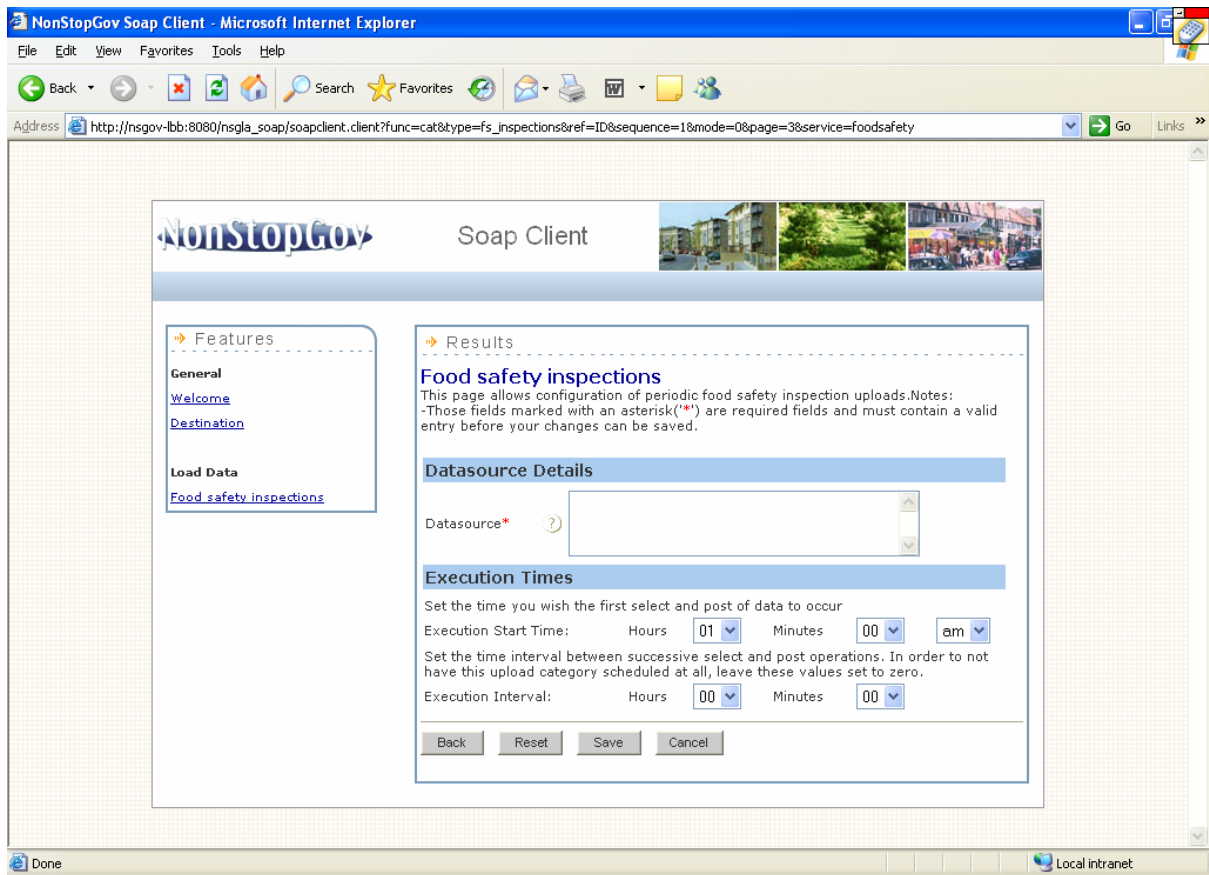
Enter the header names of the columns in the CSV file that data is to be extracted from. Please note, CSV column names are case sensitive.

System key*	<input type="text" value="LUKEY"/>
Inspection reference*	<input type="text" value="SPECWORKID"/>
Inspection date*	<input type="text" value="DTRATED"/>
Inspection category	<input type="text" value="NEXTCAT"/>
Business name*	<input type="text" value="BUSNAME"/>
Trading name*	<input type="text" value="TRADNAME"/>
Date trading started	<input type="text" value="TRADSTART"/>
Premises usage*	<input type="text" value="PREMYPEDESC"/>
Cuisine	<input type="text" value="CUISINE"/>
Phone number	<input type="text" value="TEL"/>

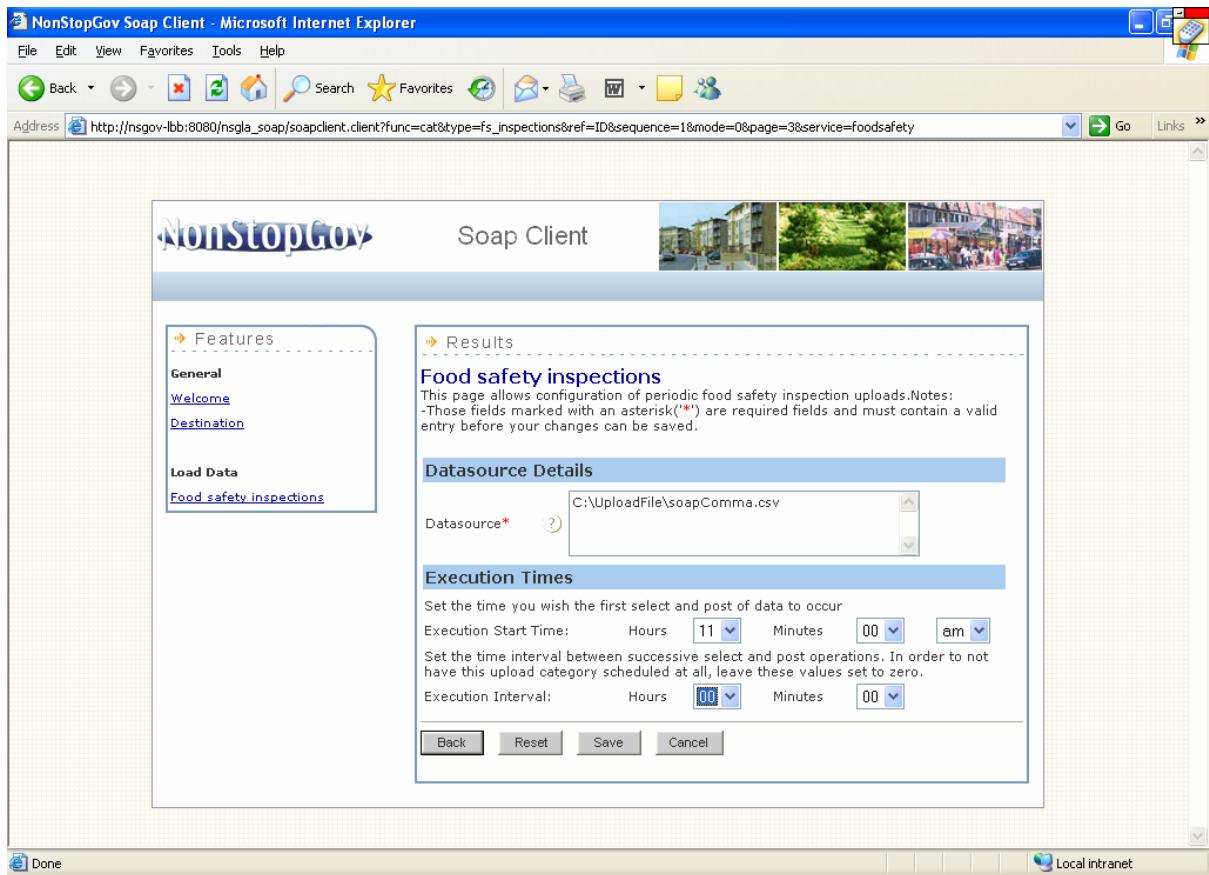


8) Click Next

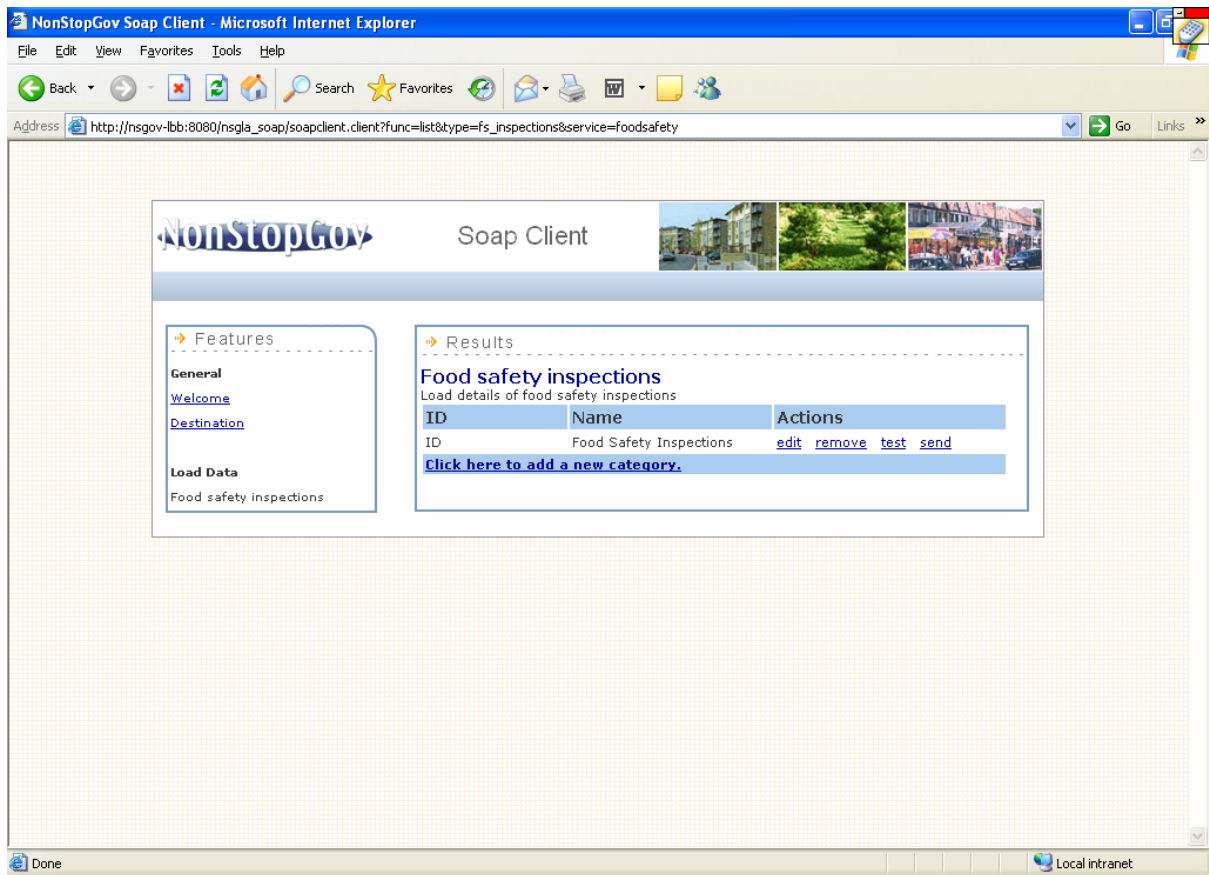
9) This will take you to the final SOAPClient configuration screen shown below where you can set the path to your chosen datasource file and schedule automatic uploads to the central fileserver



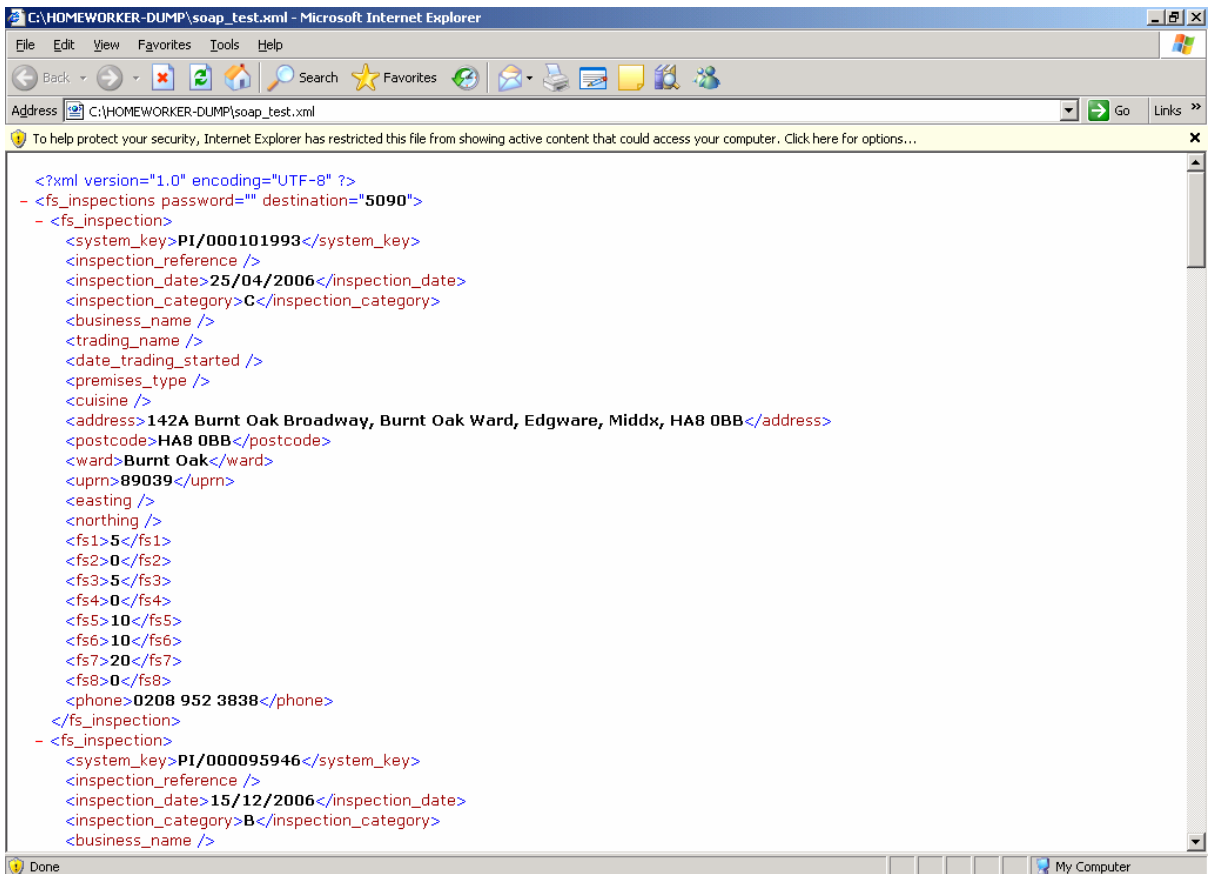
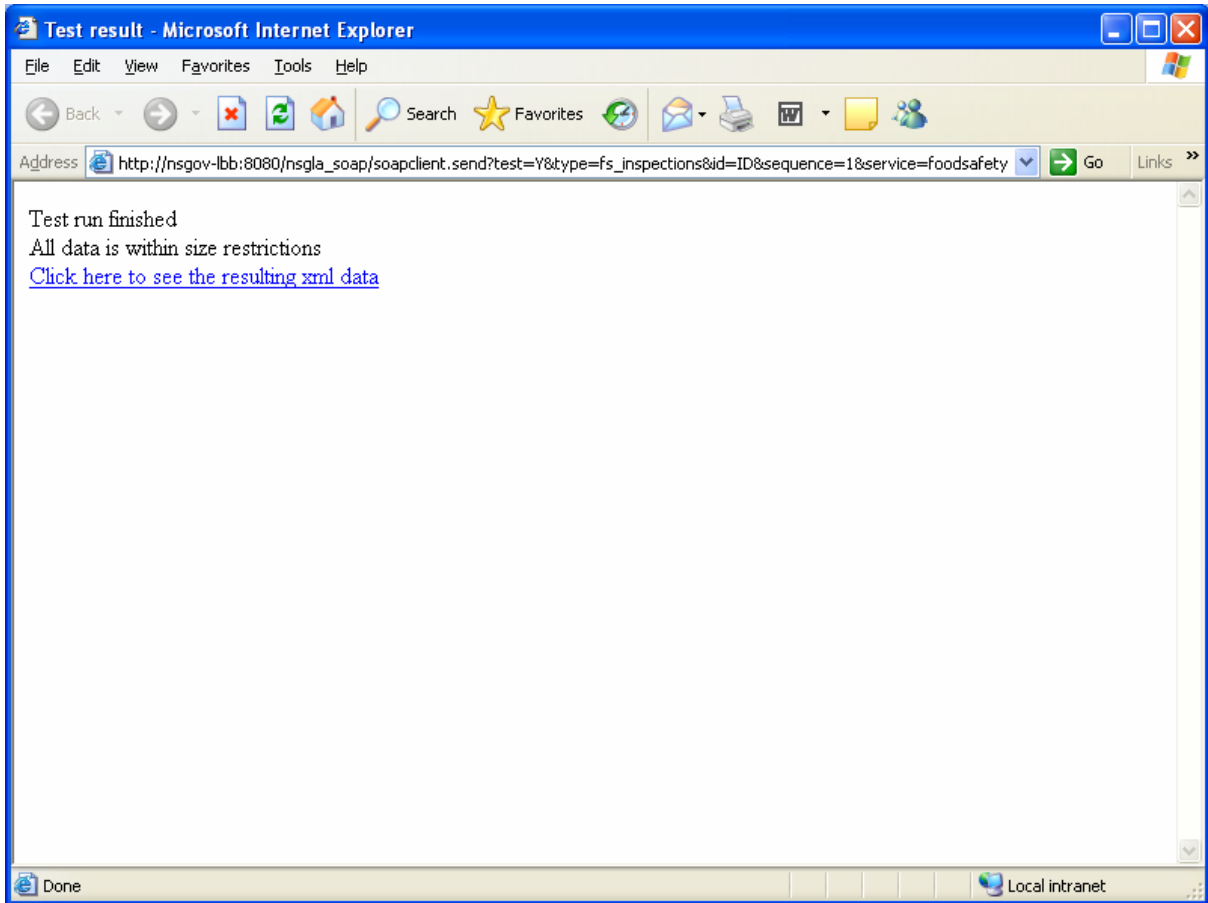
10) Remember to set the execution interval to 24 hrs, otherwise the upload will occur twice daily at twelve hour intervals.

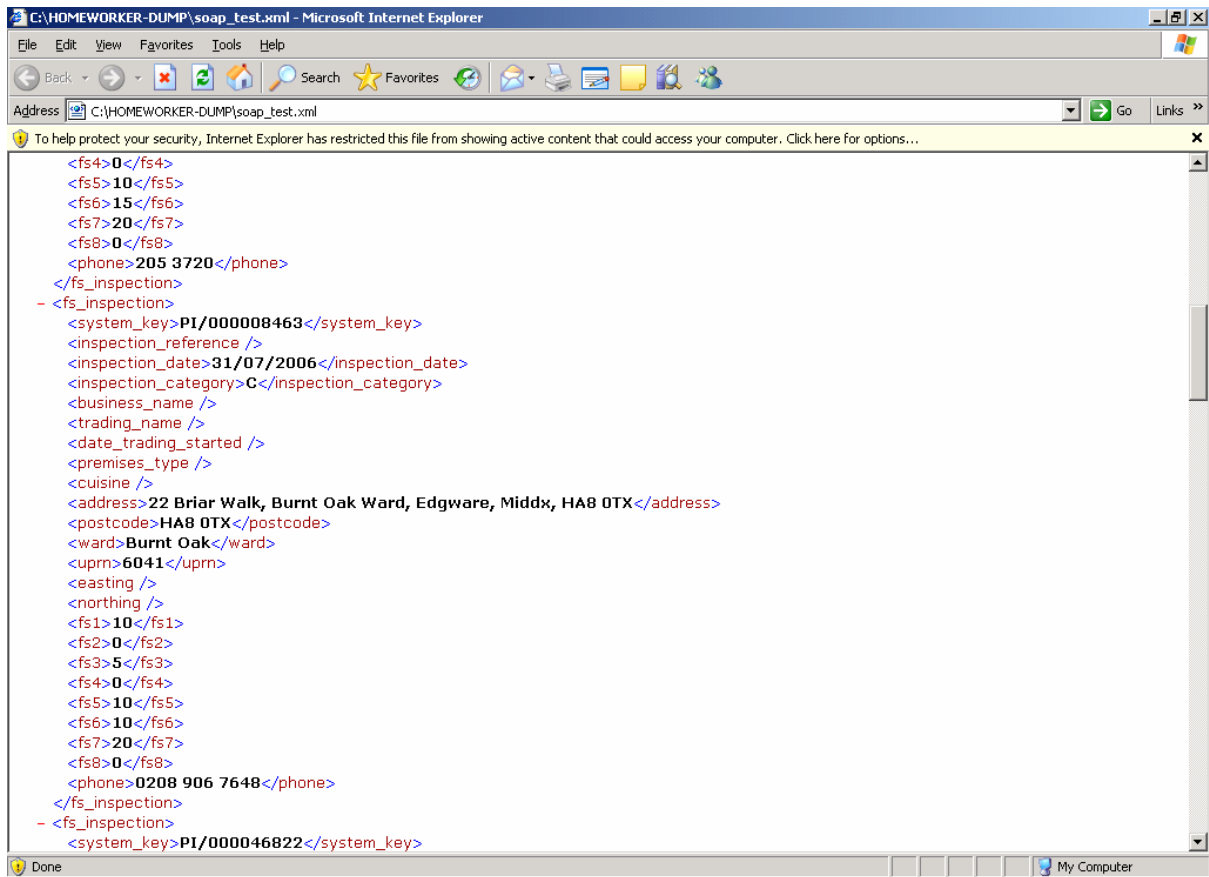


- 11) Click "Save". The SOAP client is now configured. The client can be reconfigured at any time by navigating back to this web page (save it as a favourite) and clicking on the "Edit" button **Note: do not click delete to remove the category, if the settings are incorrect, as once deleted they can not be re-instated**
- 12) To test the client, navigate back to the first screen (shown below), and click on the "Test" button. This will generate an XML file called soap\_test.xml in the directory that you have set up as the "holding" directory of your data file (i.e. in this case c:\UploadFile)



- 13) A "Test Run" screen will appear, advising that the test run has completed, and will provide a link that will open up the .xml file that has just been generated. It's worth taking time out to go through this file to make sure that the your data is being picked up correctly and there's no corruption etc.

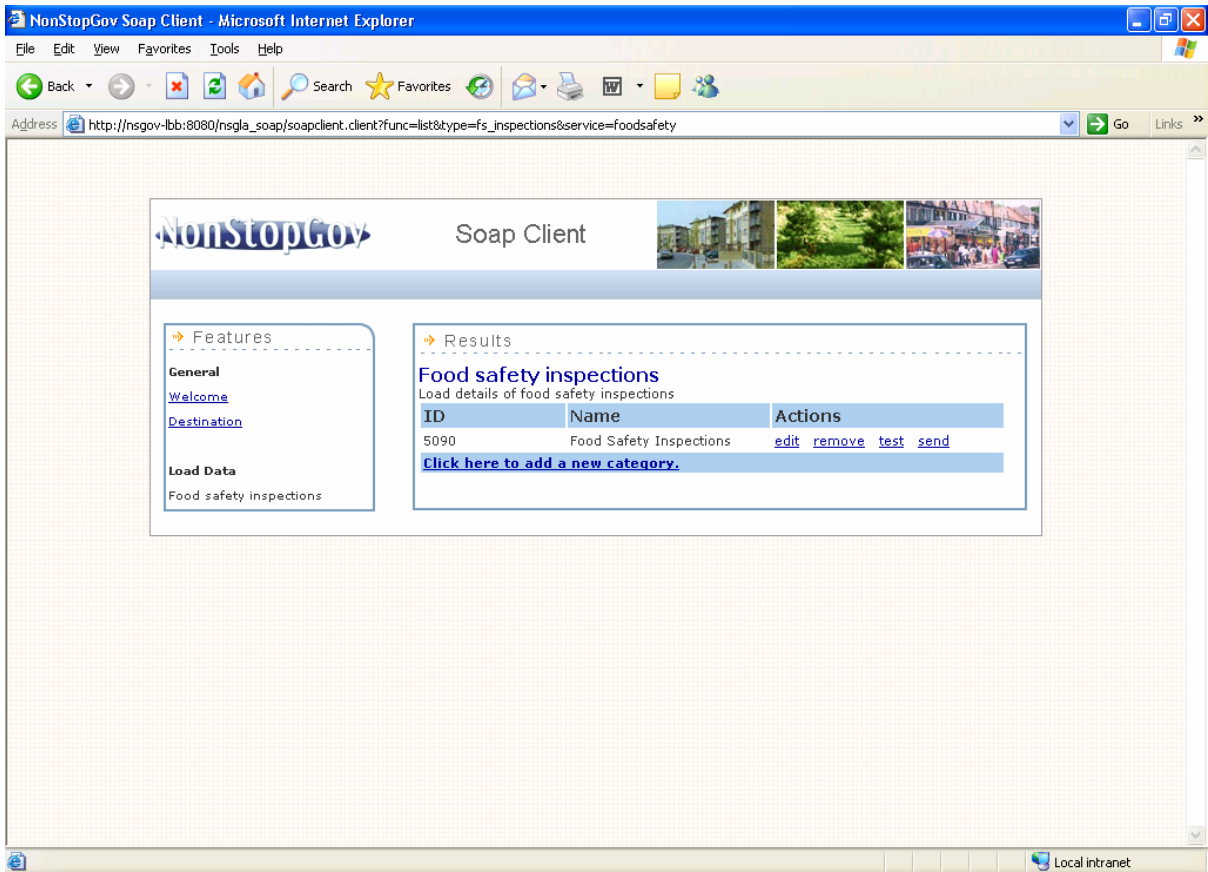
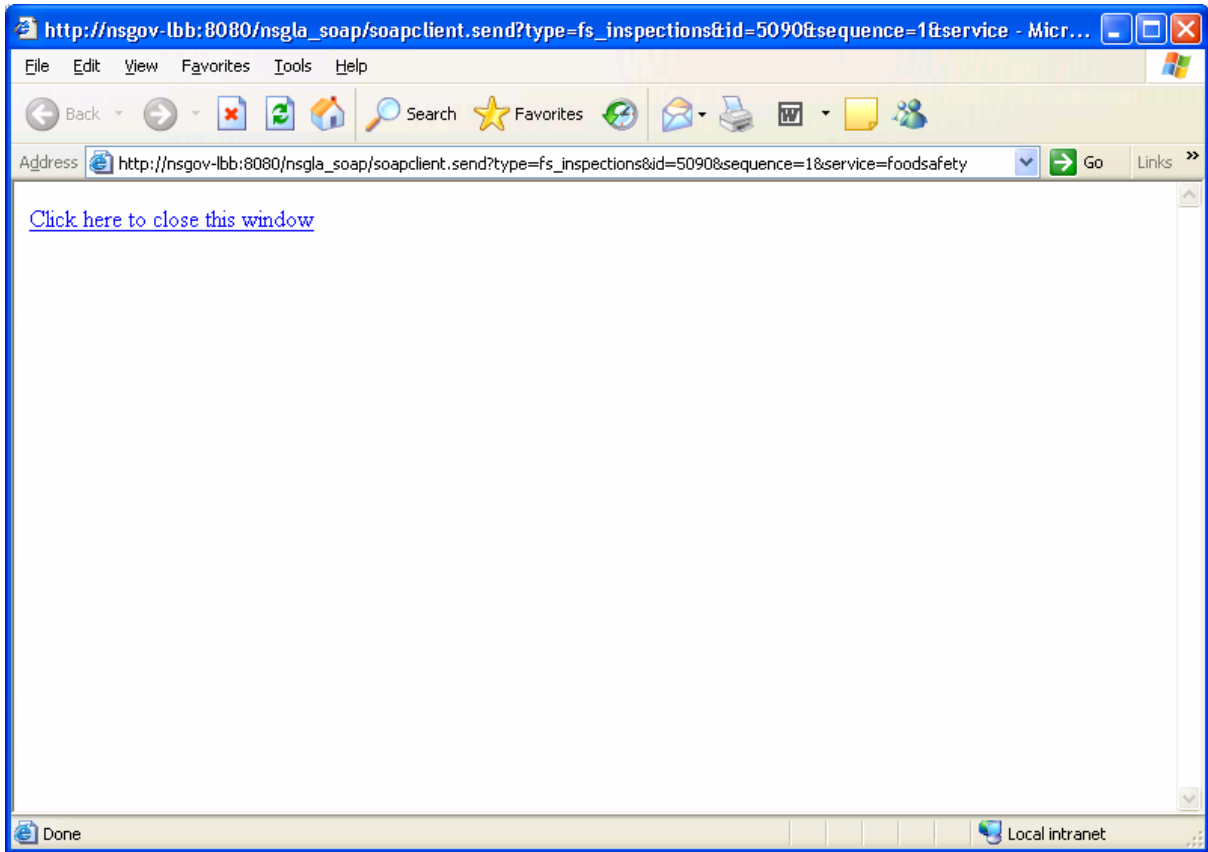




14) If the above data checks out ok (i.e. the correct data appears in the correct field, and appears in the expected format), you can then test a proper manual upload to the fileserver by going back to the “NonStopGov” SOAP client screen and clicking on the “Send” button. You will then see the message below. Click OK.

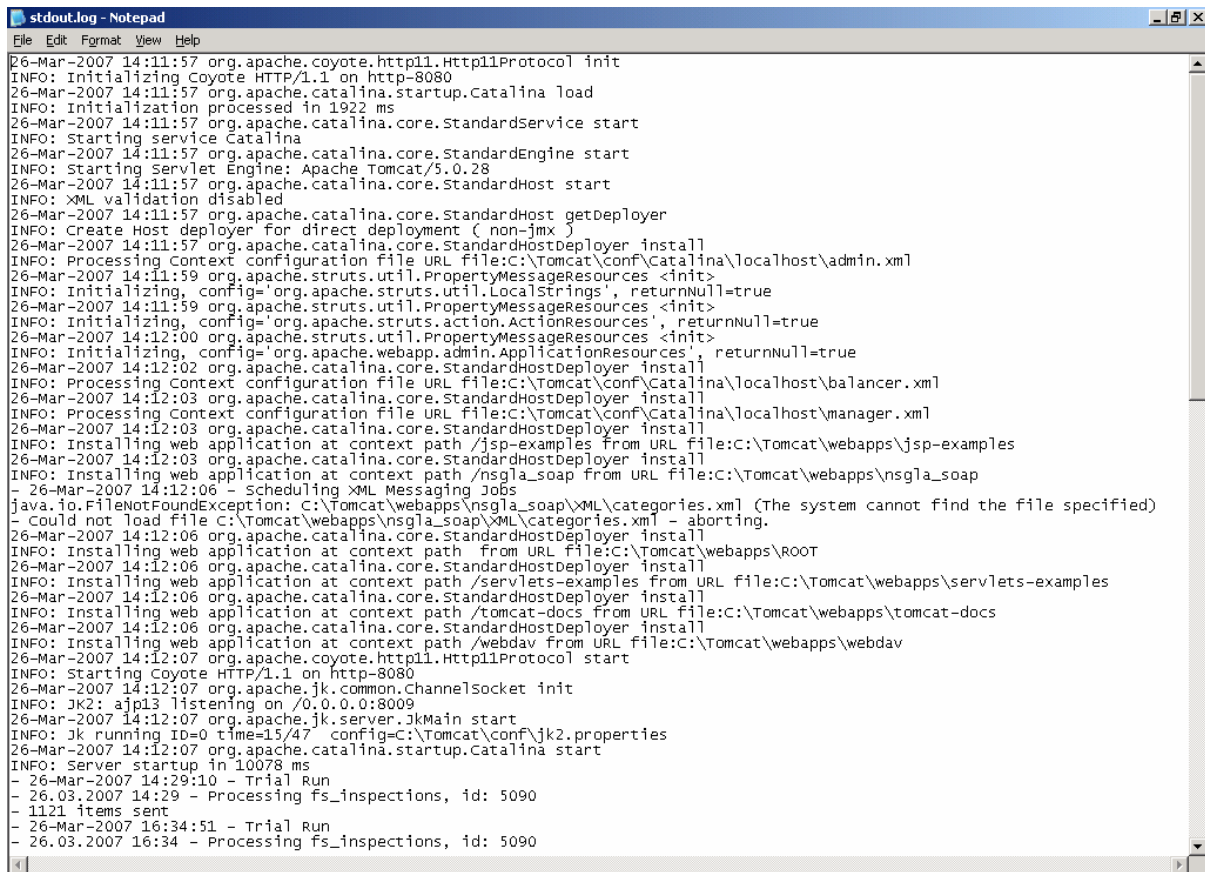


15) Click on the “click here to close this window” link, as below, and the system will go back to the home screen.



16) Once the upload has run, the SOAPClient creates a log file called stdout.log and saves it in to the following location, where it can be opened and reviewed; <directory where you installed Apache tomcat>\logs\stdout.log. Sample copies of stdout.log files are shown below.

Screenshots of files showing an unsuccessful data upload.

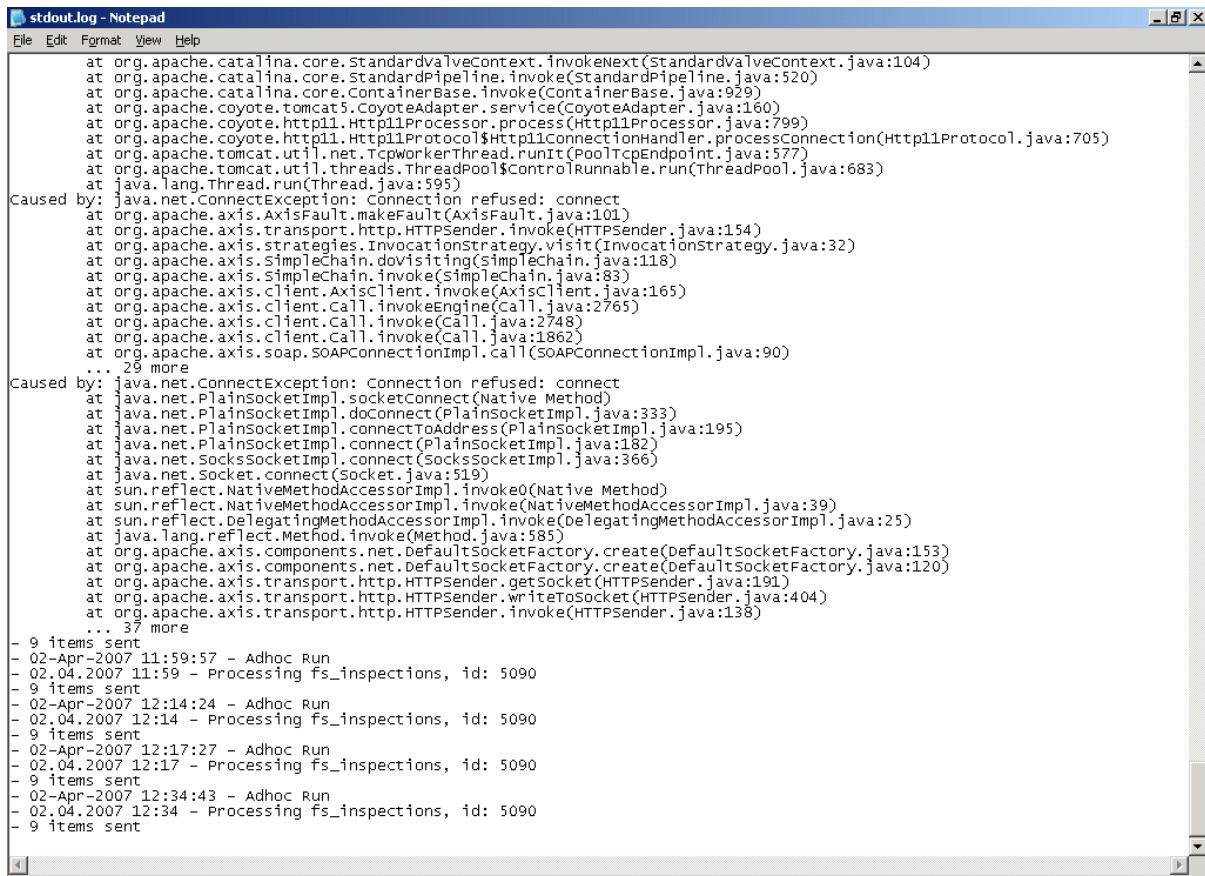


```
stdout.log - Notepad
File Edit Format View Help
26-Mar-2007 14:11:57 org.apache.coyote.http11.Http11Protocol init
INFO: Initializing Coyote HTTP/1.1 on http-8080
26-Mar-2007 14:11:57 org.apache.catalina.startup.Catalina load
INFO: Initialization processed in 1922 ms
26-Mar-2007 14:11:57 org.apache.catalina.core.StandardService start
INFO: Starting service Catalina
26-Mar-2007 14:11:57 org.apache.catalina.core.StandardEngine start
INFO: Starting Servlet Engine: Apache Tomcat/5.0.28
26-Mar-2007 14:11:57 org.apache.catalina.core.StandardHost start
INFO: XML validation disabled
26-Mar-2007 14:11:57 org.apache.catalina.core.StandardHost getDeployer
INFO: Create Host deployer for direct deployment ( non-jmx )
26-Mar-2007 14:11:57 org.apache.catalina.core.StandardHostDeployer install
INFO: Processing context configuration file URL file:C:\Tomcat\conf\Catalina\localhost\admin.xml
26-Mar-2007 14:11:59 org.apache.struts.util.PropertyMessageResources <init>
INFO: Initializing, config='org.apache.struts.util.LocalStrings', returnNull=true
26-Mar-2007 14:11:59 org.apache.struts.util.PropertyMessageResources <init>
INFO: Initializing, config='org.apache.struts.action.ActionResources', returnNull=true
26-Mar-2007 14:12:00 org.apache.struts.util.PropertyMessageResources <init>
INFO: Initializing, config='org.apache.webapp.admin.ApplicationResources', returnNull=true
26-Mar-2007 14:12:02 org.apache.catalina.core.StandardHostDeployer install
INFO: Processing context configuration file URL file:C:\Tomcat\conf\Catalina\localhost\balancer.xml
26-Mar-2007 14:12:03 org.apache.catalina.core.StandardHostDeployer install
INFO: Processing context configuration file URL file:C:\Tomcat\conf\Catalina\localhost\manager.xml
26-Mar-2007 14:12:03 org.apache.catalina.core.StandardHostDeployer install
INFO: Installing web application at context path /jsp-examples from URL file:C:\Tomcat\webapps\jsp-examples
26-Mar-2007 14:12:03 org.apache.catalina.core.StandardHostDeployer install
INFO: Installing web application at context path /nsgla_soap from URL file:C:\Tomcat\webapps\nsgla_soap
- 26-Mar-2007 14:12:06 - Scheduling XML Messaging Jobs
java.io.FileNotFoundException: C:\Tomcat\webapps\nsgla_soap\XML\categories.xml (The system cannot find the file specified)
- Could not load file C:\Tomcat\webapps\nsgla_soap\XML\categories.xml - aborting.
26-Mar-2007 14:12:06 org.apache.catalina.core.StandardHostDeployer install
INFO: Installing web application at context path from URL file:C:\Tomcat\webapps\ROOT
26-Mar-2007 14:12:06 org.apache.catalina.core.StandardHostDeployer install
INFO: Installing web application at context path /servlets-examples from URL file:C:\Tomcat\webapps\servlets-examples
26-Mar-2007 14:12:06 org.apache.catalina.core.StandardHostDeployer install
INFO: Installing web application at context path /tomcat-docs from URL file:C:\Tomcat\webapps\tomcat-docs
26-Mar-2007 14:12:06 org.apache.catalina.core.StandardHostDeployer install
INFO: Installing web application at context path /webdav from URL file:C:\Tomcat\webapps\webdav
26-Mar-2007 14:12:07 org.apache.coyote.http11.Http11Protocol start
INFO: Starting Coyote HTTP/1.1 on http-8080
26-Mar-2007 14:12:07 org.apache.jk.common.ChannelSocket init
INFO: JK2: ajp13 listening on /0.0.0.0:8009
26-Mar-2007 14:12:07 org.apache.jk.server.JkMain start
INFO: JK running ID=0 time=15/47 config:C:\Tomcat\conf\jk2.properties
26-Mar-2007 14:12:07 org.apache.catalina.startup.Catalina start
INFO: Server startup in 10078 ms
- 26-Mar-2007 14:29:10 - Trial Run
- 26.03.2007 14:29 - Processing fs_inspections, id: 5090
- 1121 items sent
- 26-Mar-2007 16:34:51 - Trial Run
- 26.03.2007 16:34 - Processing fs_inspections, id: 5090
```

```
stdout.log - Notepad
File Edit Format View Help
- 26.03.2007 16:34 - Processing fs_inspections, id: 5090
- 9 items sent
- 26-Mar-2007 16:40:04 - Trial Run
- 26.03.2007 16:40 - Processing fs_inspections, id: 5090
- 9 items sent
- 26-Mar-2007 16:50:25 - Adhoc Run
- 26.03.2007 16:50 - Processing fs_inspections, id: 5090
- java.net.ConnectException: Connection refused: connect
javax.xml.soap.SOAPException: java.net.ConnectException: Connection refused: connect
at org.apache.axis.soap.SOAPConnectionImpl.call(SOAPConnectionImpl.java:95)
at soapclient.send.writeSOAPBody(send.java:1319)
at soapclient.send$$scheduleTasks.processClientData(send.java:543)
at soapclient.send$$scheduleTasks.<init>(send.java:473)
at soapclient.send.service(send.java:163)
at javax.servlet.http.HttpServlet.service(HttpServlet.java:802)
at org.apache.catalina.core.ApplicationFilterChain.internalDoFilter(ApplicationFilterChain.java:237)
at org.apache.catalina.core.ApplicationFilterChain.doFilter(ApplicationFilterChain.java:157)
at org.apache.catalina.core.StandardWrapperValve.invoke(StandardWrapperValve.java:214)
at org.apache.catalina.core.StandardContextValve.invokeNext(StandardContextValve.java:104)
at org.apache.catalina.core.StandardPipeline.invoke(StandardPipeline.java:520)
at org.apache.catalina.core.StandardContextValve.invokeInternal(StandardContextValve.java:198)
at org.apache.catalina.core.StandardContextValve.invoke(StandardContextValve.java:152)
at org.apache.catalina.core.StandardPipeline.invokeNext(StandardPipeline.java:104)
at org.apache.catalina.core.StandardPipeline.invoke(StandardPipeline.java:520)
at org.apache.catalina.core.StandardHostValve.invoke(StandardHostValve.java:137)
at org.apache.catalina.core.StandardPipeline.invokeNext(StandardPipeline.java:104)
at org.apache.catalina.valves.ErrorReportValve.invoke(ErrorReportValve.java:118)
at org.apache.catalina.core.StandardPipeline.invokeNext(StandardPipeline.java:102)
at org.apache.catalina.core.StandardPipeline.invoke(StandardPipeline.java:520)
at org.apache.catalina.core.StandardEngineValve.invoke(StandardEngineValve.java:109)
at org.apache.catalina.core.StandardPipeline.invokeNext(StandardPipeline.java:104)
at org.apache.catalina.core.StandardPipeline.invoke(StandardPipeline.java:520)
at org.apache.catalina.core.ContainerBase.invoke(ContainerBase.java:929)
at org.apache.coyote.tomcat5.CoyoteAdapter.service(CoyoteAdapter.java:160)
at org.apache.coyote.http11.Http11Processor.process(Http11Processor.java:799)
at org.apache.coyote.http11.Http11Protocol$Http11ConnectionHandler.processConnection(Http11Protocol.java:705)
at org.apache.tomcat.util.net.TcpWorkerThread.runIt(PoolTcpEndpoint.java:577)
at org.apache.tomcat.util.threads.ThreadPool$ControlRunnable.run(ThreadPool.java:683)
at java.lang.Thread.run(Thread.java:595)
Caused by: java.net.ConnectException: Connection refused: connect
at org.apache.axis.AxisFault.makeFault(AxisFault.java:101)
at org.apache.axis.transport.http.HTTPSender.invoke(HTTPSender.java:154)
at org.apache.axis.strategies.InvocationStrategy.visit(InvocationStrategy.java:32)
at org.apache.axis.SimpleChain.doVisiting(SimpleChain.java:118)
at org.apache.axis.SimpleChain.invoke(SimpleChain.java:83)
at org.apache.axis.client.AxisClient.invoke(AxisClient.java:165)
at org.apache.axis.client.Call.invokeEngine(Call.java:2765)
at org.apache.axis.client.Call.invoke(Call.java:2748)
at org.apache.axis.client.Call.invoke(Call.java:1862)
at org.apache.axis.soap.SOAPConnectionImpl.call(SOAPConnectionImpl.java:90)
... 29 more
Caused by: java.net.ConnectException: Connection refused: connect
```

```
stdout.log - Notepad
File Edit Format View Help
at org.apache.catalina.core.StandardPipeline.invokeNext(StandardPipeline.java:104)
at org.apache.catalina.core.StandardPipeline.invoke(StandardPipeline.java:520)
at org.apache.catalina.core.StandardContextValve.invokeInternal(StandardContextValve.java:198)
at org.apache.catalina.core.StandardContextValve.invoke(StandardContextValve.java:152)
at org.apache.catalina.core.StandardPipeline.invokeNext(StandardPipeline.java:104)
at org.apache.catalina.core.StandardPipeline.invoke(StandardPipeline.java:520)
at org.apache.catalina.core.StandardHostValve.invoke(StandardHostValve.java:137)
at org.apache.catalina.core.StandardPipeline.invokeNext(StandardPipeline.java:104)
at org.apache.catalina.valves.ErrorReportValve.invoke(ErrorReportValve.java:118)
at org.apache.catalina.core.StandardPipeline.invokeNext(StandardPipeline.java:102)
at org.apache.catalina.core.StandardPipeline.invoke(StandardPipeline.java:520)
at org.apache.catalina.core.StandardEngineValve.invoke(StandardEngineValve.java:109)
at org.apache.catalina.core.StandardPipeline.invokeNext(StandardPipeline.java:104)
at org.apache.catalina.core.StandardPipeline.invoke(StandardPipeline.java:520)
at org.apache.catalina.core.ContainerBase.invoke(ContainerBase.java:929)
at org.apache.coyote.tomcat5.CoyoteAdapter.service(CoyoteAdapter.java:160)
at org.apache.coyote.http11.Http11Processor.process(Http11Processor.java:799)
at org.apache.coyote.http11.Http11Protocol$Http11ConnectionHandler.processConnection(Http11Protocol.java:705)
at org.apache.tomcat.util.net.TcpWorkerThread.runIt(PoolTcpEndpoint.java:577)
at org.apache.tomcat.util.threads.ThreadPool$ControlRunnable.run(ThreadPool.java:683)
at java.lang.Thread.run(Thread.java:595)
Caused by: java.net.ConnectException: Connection refused: connect
at org.apache.axis.AxisFault.makeFault(AxisFault.java:101)
at org.apache.axis.transport.http.HTTPSender.invoke(HTTPSender.java:154)
at org.apache.axis.strategies.InvocationStrategy.visit(InvocationStrategy.java:32)
at org.apache.axis.SimpleChain.doVisiting(SimpleChain.java:118)
at org.apache.axis.SimpleChain.invoke(SimpleChain.java:83)
at org.apache.axis.client.AxisClient.invoke(AxisClient.java:165)
at org.apache.axis.client.Call.invokeEngine(Call.java:2765)
at org.apache.axis.client.Call.invoke(Call.java:2748)
at org.apache.axis.client.Call.invoke(Call.java:1862)
at org.apache.axis.soap.SOAPConnectionImpl.call(SOAPConnectionImpl.java:90)
... 29 more
Caused by: java.net.ConnectException: Connection refused: connect
at java.net.PlainSocketImpl.socketConnect(Native Method)
at java.net.PlainSocketImpl.doConnect(PlainSocketImpl.java:333)
at java.net.PlainSocketImpl.connectToAddress(PlainSocketImpl.java:195)
at java.net.PlainSocketImpl.connect(PlainSocketImpl.java:182)
at java.net.SocksSocketImpl.connect(SocksSocketImpl.java:366)
at java.net.Socket.connect(Socket.java:519)
at sun.reflect.NativeMethodAccessorImpl.invoke0(Native Method)
at sun.reflect.NativeMethodAccessorImpl.invoke(NativeMethodAccessorImpl.java:39)
at sun.reflect.DelegatingMethodAccessorImpl.invoke(DelegatingMethodAccessorImpl.java:25)
at java.lang.reflect.Method.invoke(Method.java:585)
at org.apache.axis.components.net.DefaultSocketFactory.create(DefaultSocketFactory.java:153)
at org.apache.axis.components.net.DefaultSocketFactory.create(DefaultSocketFactory.java:120)
at org.apache.axis.transport.http.HTTPSender.getSocket(HTTPSender.java:191)
at org.apache.axis.transport.http.HTTPSender.writeToSocket(HTTPSender.java:404)
at org.apache.axis.transport.http.HTTPSender.invoke(HTTPSender.java:138)
... 37 more
- 9 items sent
```

## Screenshot showing a successful data upload (the bottom 12 lines of code)



```
at org.apache.catalina.core.StandardValveContext.invokeNext(StandardValveContext.java:104)
at org.apache.catalina.core.StandardPipeline.invoke(StandardPipeline.java:520)
at org.apache.catalina.core.ContainerBase.invoke(ContainerBase.java:929)
at org.apache.coyote.tomcat5.CoyoteAdapter.service(CoyoteAdapter.java:160)
at org.apache.coyote.http11.Http11Processor.process(Http11Processor.java:799)
at org.apache.coyote.http11.Http11Protocol$Http11ConnectionHandler.processConnection(Http11Protocol.java:705)
at org.apache.tomcat.util.net.TcpWorkerThread.runIt(PoolTcpEndpoint.java:577)
at org.apache.tomcat.util.threads.ThreadPool$ControlRunnable.run(ThreadPool.java:683)
at java.lang.Thread.run(Thread.java:595)
Caused by: java.net.ConnectException: Connection refused: connect
at org.apache.axis.AxisFault.makeFault(AxisFault.java:101)
at org.apache.axis.transport.http.HTTPSender.invoke(HTTPSender.java:154)
at org.apache.axis.strategies.InvocationStrategy.visit(InvocationStrategy.java:32)
at org.apache.axis.SimpleChain.doVisiting(SimpleChain.java:118)
at org.apache.axis.SimpleChain.invoke(SimpleChain.java:83)
at org.apache.axis.client.AxisClient.invoke(AxisClient.java:165)
at org.apache.axis.client.Call.invokeEngine(Call.java:2765)
at org.apache.axis.client.Call.invoke(Call.java:2748)
at org.apache.axis.client.Call.invoke(Call.java:1862)
at org.apache.axis.soap.SOAPConnectionImpl.call(SOAPConnectionImpl.java:90)
... 29 more
Caused by: java.net.ConnectException: Connection refused: connect
at java.net.PlainSocketImpl.socketConnect(Native Method)
at java.net.PlainSocketImpl.doConnect(PlainSocketImpl.java:333)
at java.net.PlainSocketImpl.connectToAddress(PlainSocketImpl.java:195)
at java.net.PlainSocketImpl.connect(PlainSocketImpl.java:182)
at java.net.SocksSocketImpl.connect(SocksSocketImpl.java:366)
at java.net.Socket.connect(Socket.java:519)
at sun.reflect.NativeMethodAccessorImpl.invoke0(Native Method)
at sun.reflect.NativeMethodAccessorImpl.invoke(NativeMethodAccessorImpl.java:39)
at sun.reflect.DelegatingMethodAccessorImpl.invoke(DelegatingMethodAccessorImpl.java:25)
at java.lang.reflect.Method.invoke(Method.java:585)
at org.apache.axis.components.net.DefaultSocketFactory.create(DefaultSocketFactory.java:153)
at org.apache.axis.components.net.DefaultSocketFactory.create(DefaultSocketFactory.java:120)
at org.apache.axis.transport.http.HTTPSender.getSocket(HTTPSender.java:191)
at org.apache.axis.transport.http.HTTPSender.writeToSocket(HTTPSender.java:404)
at org.apache.axis.transport.http.HTTPSender.invoke(HTTPSender.java:138)
... 37 more
- 9 items sent
- 02-Apr-2007 11:59:57 - Adhoc Run
- 02.04.2007 11:59 - Processing fs_inspections, id: 5090
- 9 items sent
- 02-Apr-2007 12:14:24 - Adhoc Run
- 02.04.2007 12:14 - Processing fs_inspections, id: 5090
- 9 items sent
- 02-Apr-2007 12:17:27 - Adhoc Run
- 02.04.2007 12:17 - Processing fs_inspections, id: 5090
- 9 items sent
- 02-Apr-2007 12:34:43 - Adhoc Run
- 02.04.2007 12:34 - Processing fs_inspections, id: 5090
- 9 items sent
```

etc....